



# SET's current market situation

As of March 31, 2020

For any information please contact Research Department

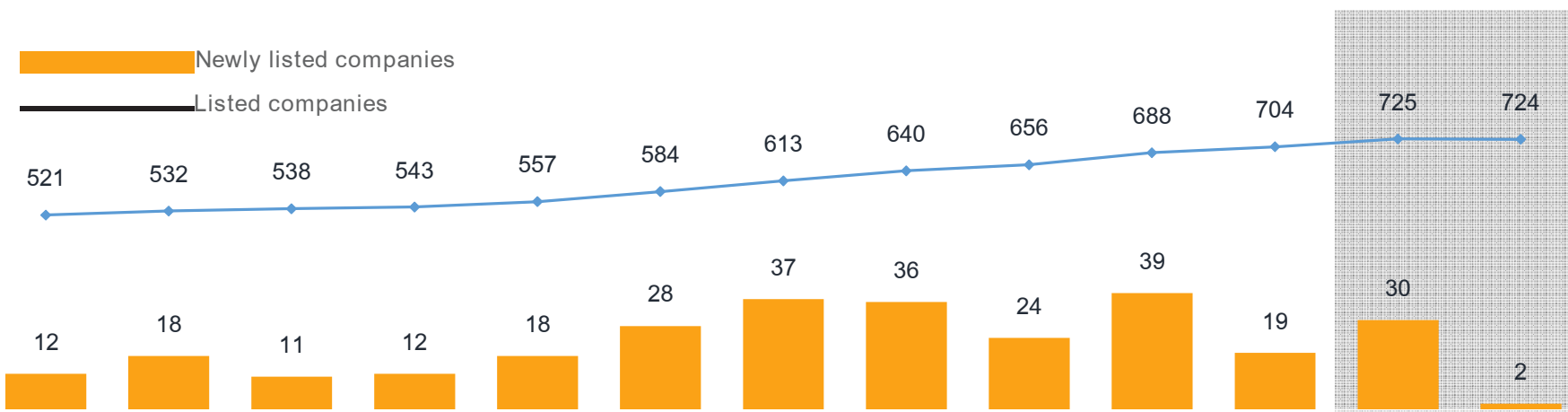
Tel: 02 009 9513

Email: [ResearchDepartment@set.or.th](mailto:ResearchDepartment@set.or.th)

As of March 2020, 724 companies were listed on SET and mai. YTD, There are 2 new listed companies on SET and mai. There are 3 delisted companies.



Number of listed companies (SET and mai) and newly listed companies



	2008	2009	2010	2011	2012	2013	2014	2015	2016	2017	2018	2019	2020 (YTD)
Delisted Companies	8	9	7	5	7	4	1	8	9	13	3	9	3

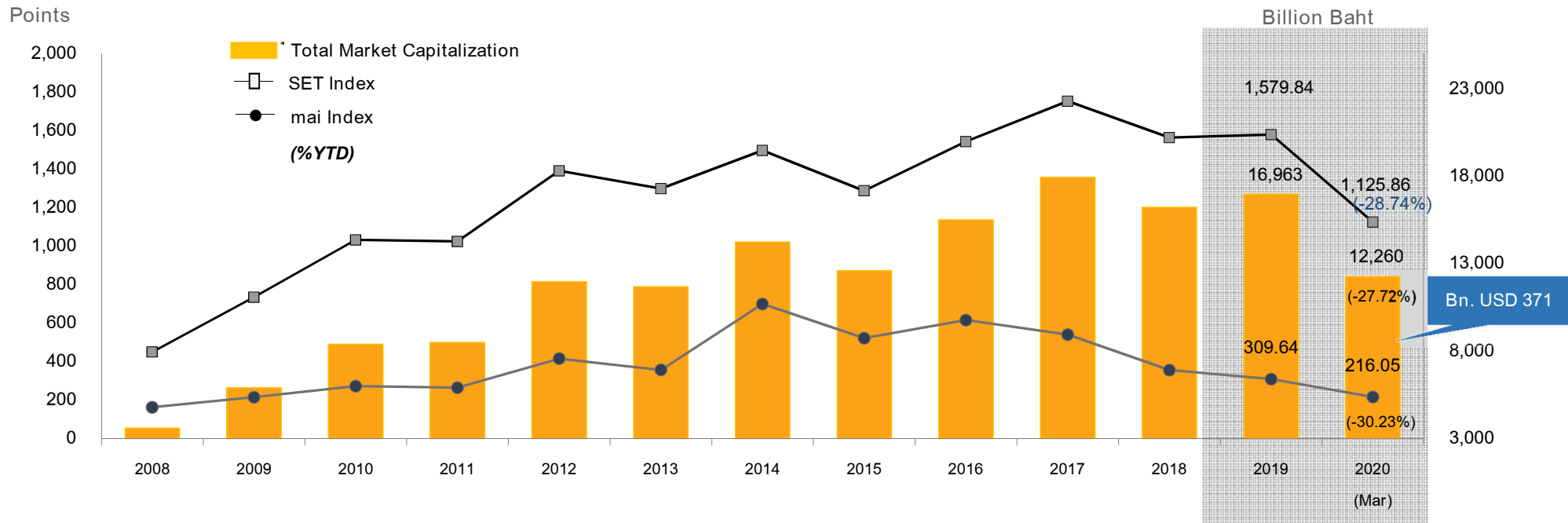
Source: SETSMART; Data as of Mar 31, 2020

Note: Excluding property fund, real estate investment trusts (REITs).

As of March 2020, The SET and mai have a total of market capitalization of THB 12.26 trillion, decreased by 27.72% from end 2019.



### Market Capitalization and Index (End period value)



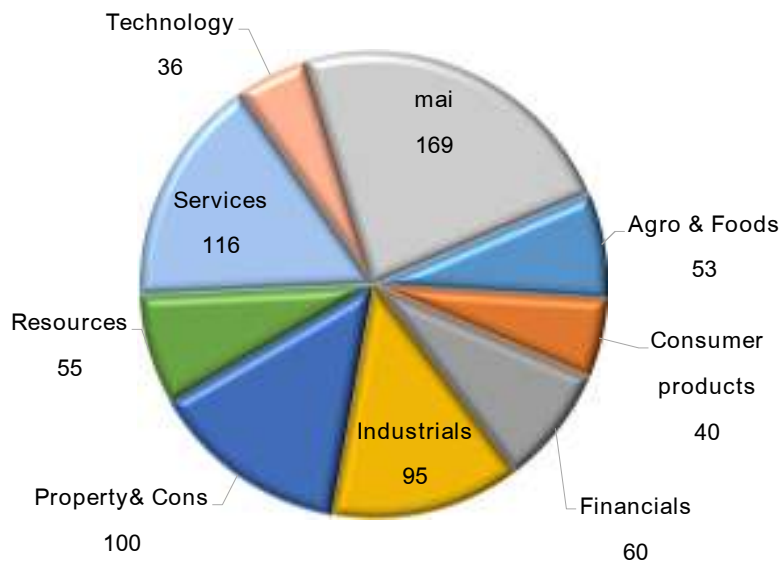
Source: SETSMART; Data as of Mar 31, 2020

Note: listed companies include both SET & mai

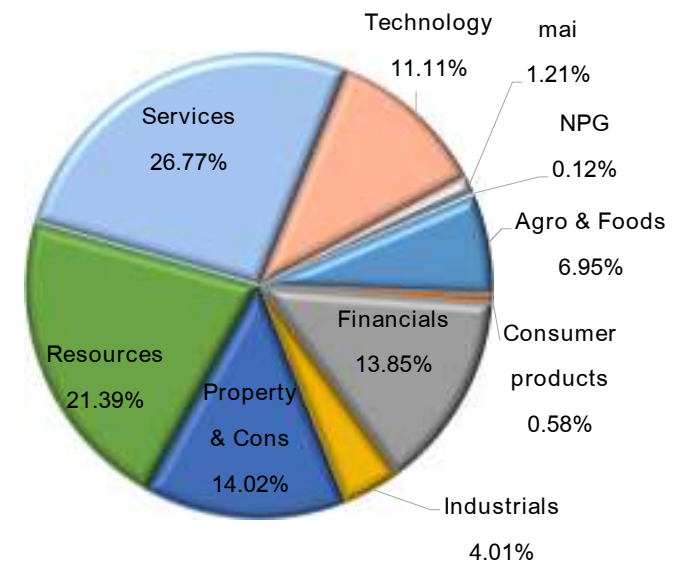
As of March 2020, 62.2% of total market capitalization was concentrated in Services, Resources and Financial industry.



Total number of listed companies = 724 companies \*



Total Market Cap = 12,260 billion baht\*\*\*



Source: SETSMART; Data as of Mar 31, 2020

Note: listed companies include both SET & mai.

\* Excluding property funds, REITs and Infrastructure Funds

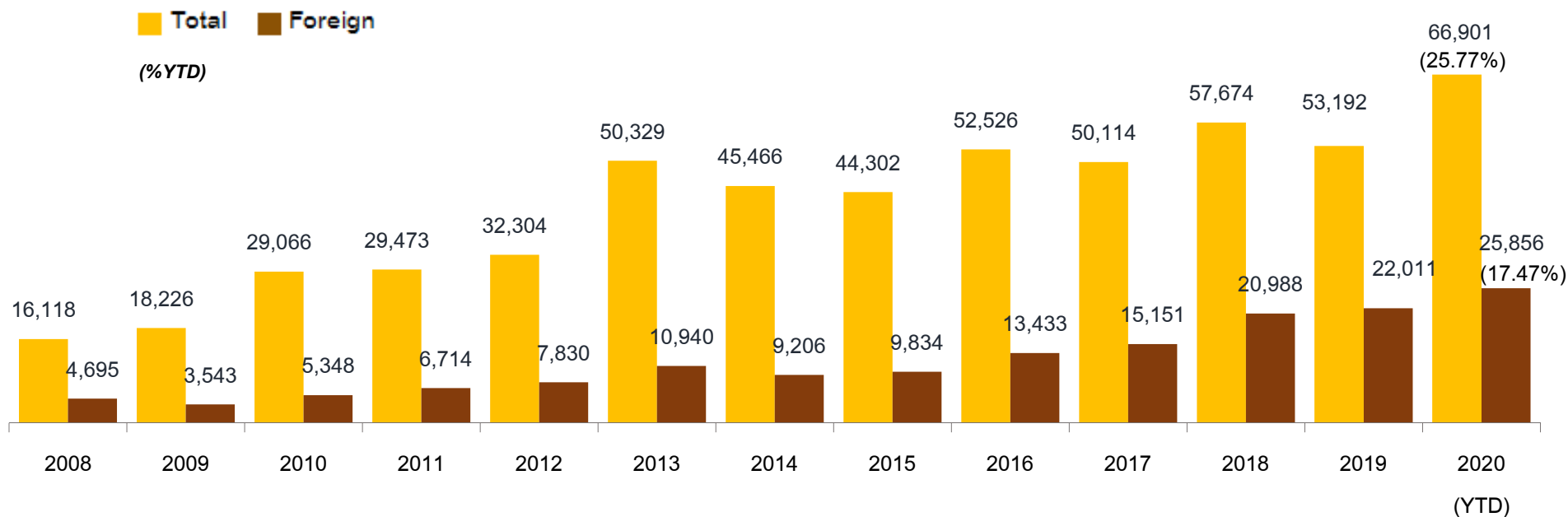
\*\* Other Instruments include other types of securities, except common stock.

\*\*\* Excluding market capitalization of Non-performing group (NPGs), Preferred Stock and Warrants, Infrastructure Funds.

The average daily security trading in SET and mai in Q1/2020 was at 66,901 million baht, increased by 25.77% from 2018 while foreign average daily trading was at 25,856 million baht, up by 17.47%.



Average daily turnover (THB million)



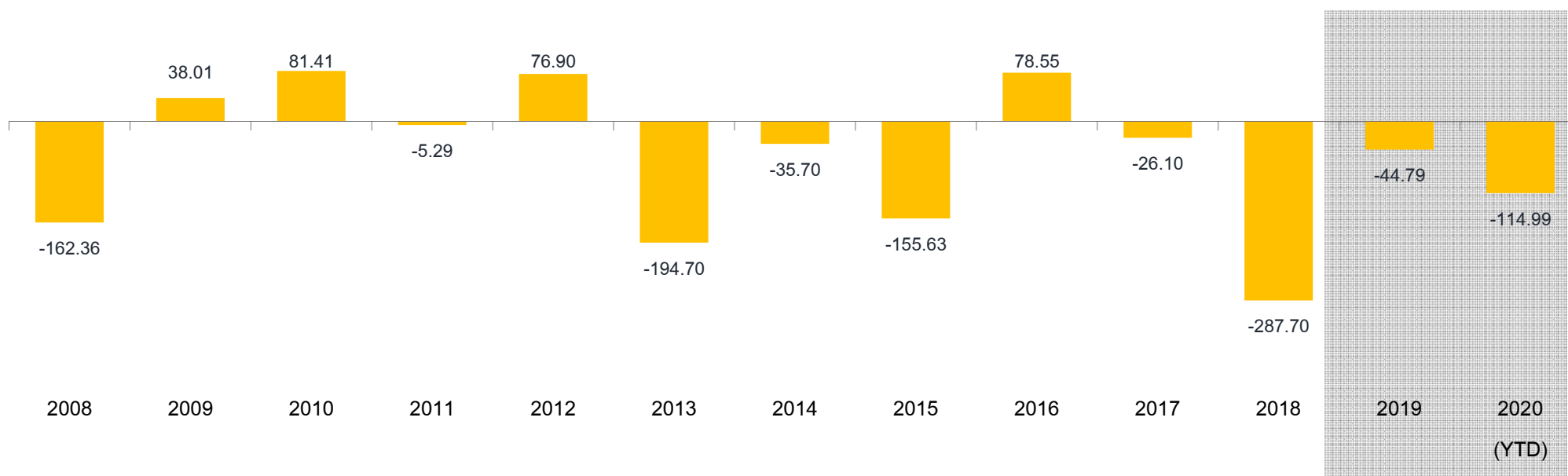
Source: SETSMART; Data as of Mar 31, 2020

Note: listed companies include both SET & mai

Foreign investors net sold 114,993 million baht on SET and mai in Q1/2020.



Foreign net buy (THB billion)



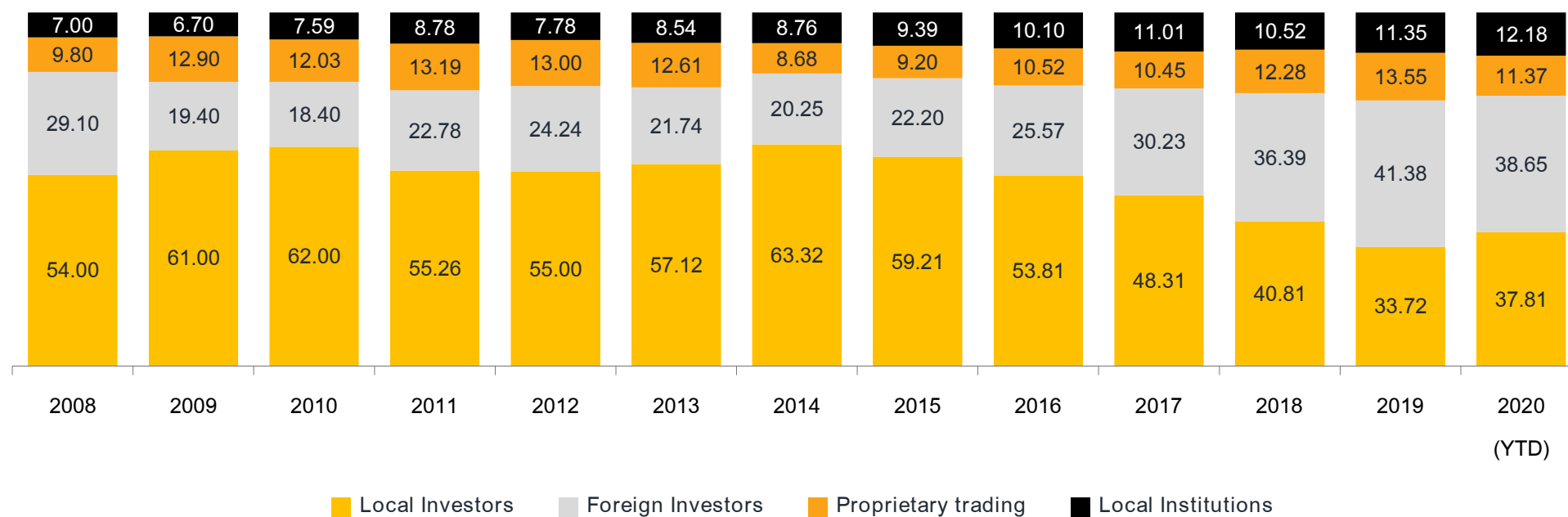
Source: SETSMART; Data as of Mar 31, 2020

Note: listed companies include both SET & mai

In Q1/2020, foreign investors accounted for the highest trading value at 38.65% while local investors followed at 37.81%.



Transactions by investor type (%)



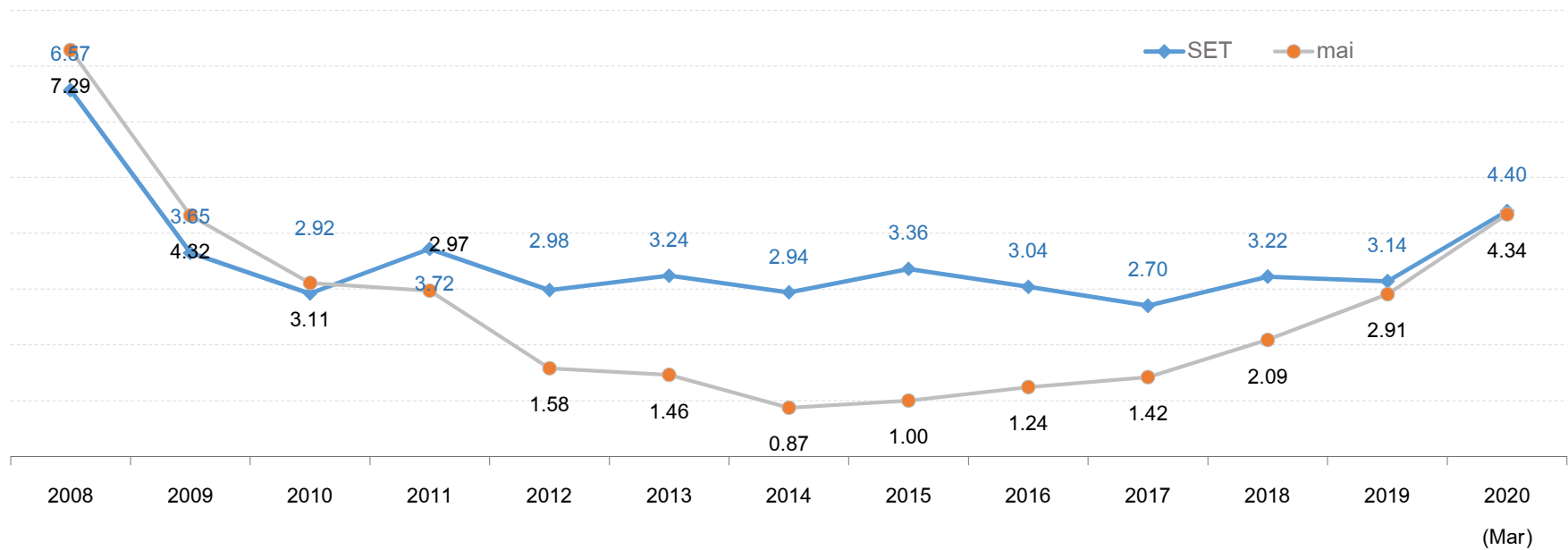
Source: SETSMART; Data as of Mar 31, 2020

Note: listed companies include both SET & mai

As of March 2020, dividend yield ratio of SET and mai up from last year to 4.40% and 4.34% respectively.



Market dividend yield at the end of period (%)



Source: SETSMART; Data as of Mar 31, 2020

Note: listed companies include both SET & mai



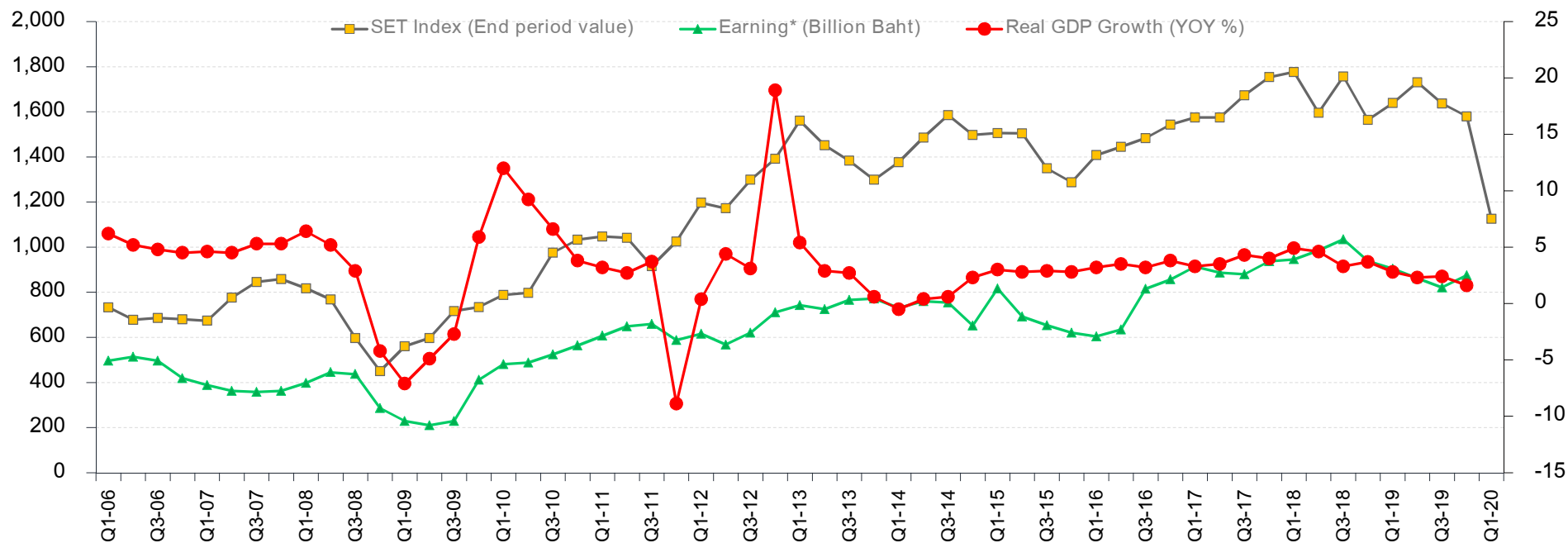
Accumulated net profit of Q4/2019 dropped by 6.8% from Q4/2018 while Q4/2019's GDP growth of Thailand was at 1.6%. SET Index as of March 2020 decreased by 28.7% from Dec 2019.



### SET Index, Earning and GDP

#### SET Index, Earnings

#### Real GDP Growth (YOY%)



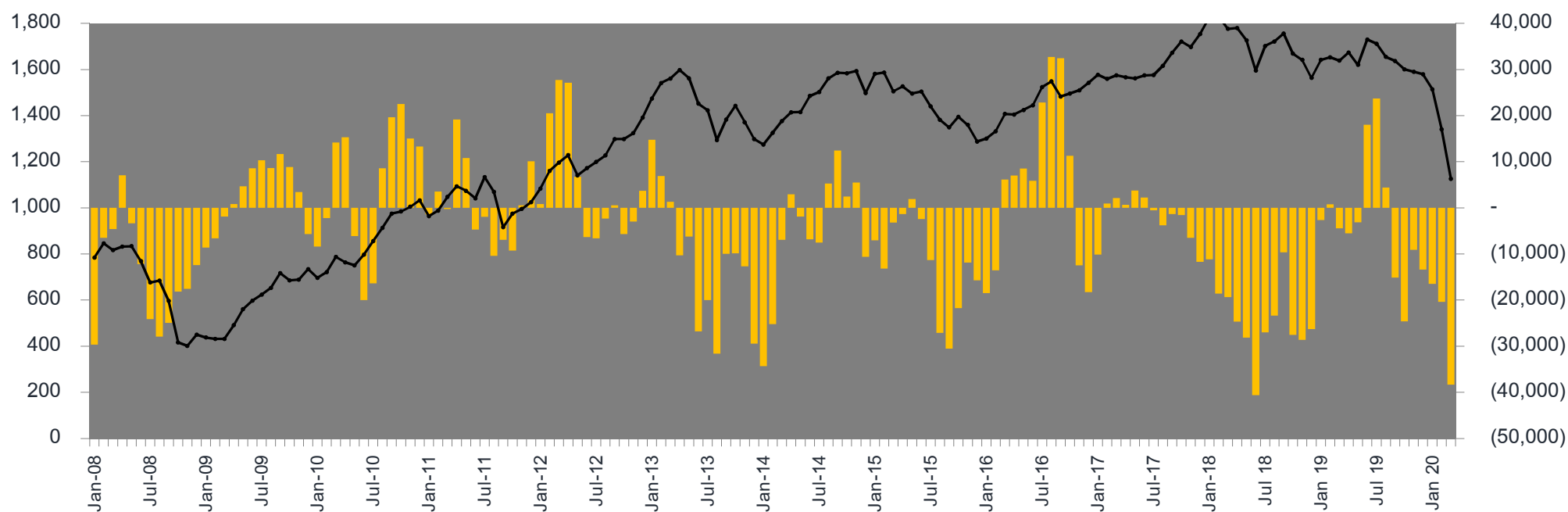
Source: SETSMART; Data as of Mar 31, 2020

Note: Net profits accumulated from last 4 quarters. (Excludes real estate funds)

As of March 2020, the SET Index closed at 1,125.86 points, decreased from 1,579.84 points as of Dec 2019. 3-month moving average of foreign net trading value was net sold 38,331 million baht.



Foreign net buy and SET Index



Source: SETSMART; Data as of Mar 31, 2020

Note: 3mma = 3 month moving average of foreign net trading position Includes both SET & mai



The Stock Exchange of Thailand

YOU   
**GROW**   
WE GROOM 

[www.set.or.th](http://www.set.or.th)